



## 100% ELECTRIC

### MOTOR

 150 kW

### BATTERIES

 115 kWh

### RANGE

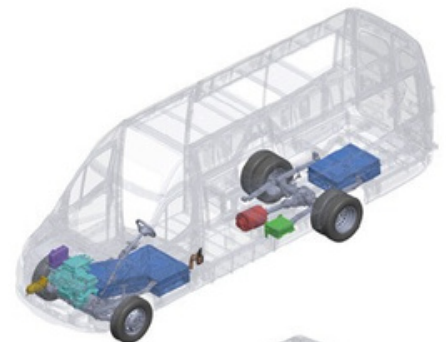
 270 km  
(SORT 2)

### CHARGING

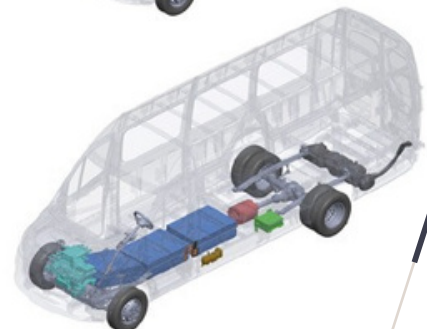
 120 kW



**ALTAS NOVUS  
Cityline/Cityline LW**



**ALTAS NOVUS  
Ecoline/Multiline**



# ALTAS NOVUS CITYLINE/CITYLINE LW

## M3 Class A minibus



### Passenger capacity

In total	22
Sitting places	13/14*
Wheelchair	1**

### Dimensions and weight

Lenght (mm)	7367/7667***
Width (mm)	2020
Height (mm)	2880
Wheelbase (mm)	4325/5025***
Permitted GVW (kg)	5900
Entrance door width (mm)	1200
Entrance step height from the ground (mm)	250
Internal height (mm)	1900/2250

### Driveline

Chassis	Mercedes-Benz Sprinter
Electric driveline producer	Elinta Motors
Drivetrain	Direct shaft to rear axle
Engine type	Asynchronous
Max engine power (kW)	150
Max torque (Nm)	1250
Max speed (km/h)	80
Energy consumption (kWh/100 km)	39
Range (km) (SORT 2)	270

### Batteries

Battery technology	NMC
Battery capacity (kWh)	115 (3x38,3)
Nominal voltage (V)	400
Slow charging AC power (kW)	19,7 (Type 2)
Fast charging DC power (kW)	120 (CCS)

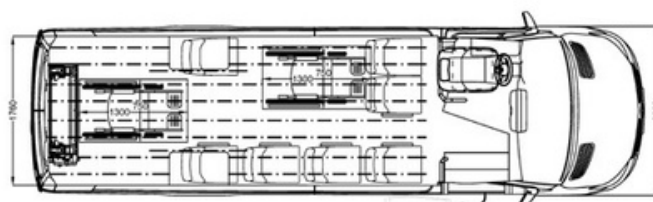
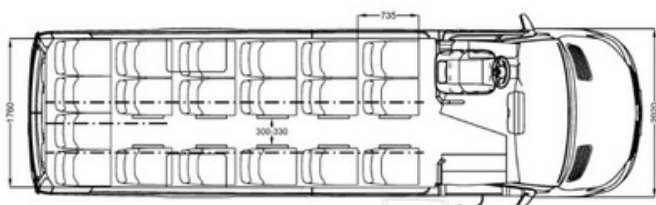
### Heating and conditioning

Passengers' compartment air conditioning (kW)	5/13 *
Interior electric liquid heater (kW)	5+2****
Autonomous HVO diesel Webasto heater (kW) *****	9

\* Depends on the layout. \*\* One passenger with a wheelchair reduces the total capacity by 3 pass. \*\*\* Cityline/Cityline LW. \*\*\*\* 2 kW original chassis heater in the driver compartment. \*\*\*\*\* Optional

# ALTAS NOVUS ECOLINE/MULTILINE

## M3 Class B minibus



### Passenger capacity

In total	16/19
Sitting places	7/6/19*
Wheelchair	1/6/19
	* 2*

### Dimensions and weight

Lenght (mm)	7367
Width (mm)	2020
Height (mm)	2880
Wheelbase (mm)	4325
Permitted GVW (kg)	5900
Entrance door width (mm)	1200
Entrance step height from the ground (mm)	250
Internal height (mm)	1900

### Driveline

Chassis	Mercedes-Benz Sprinter
Electric driveline producer	Elinta Motors
Drivetrain	Direct shaft to rear axle
Engine type	Asynchronous
Max engine power (kW)	150
Max torque (Nm)	1250
Max speed (km/h)	100
Energy consumption (kWh/100 km)	39
Range (km) (SORT 2)	270

### Batteries

Battery technology	NMC
Battery capacity (kWh)	115 (3x38,3)
Nominal voltage (V)	400
Slow charging AC power (kW)	19,7 (Type 2)
Fast charging DC power (kW)	120 (CCS)

### Heating and conditioning

Passengers' compartment air conditioning (kW)	5/13*
Interior electric liquid heater (kW)	5+2**
Autonomous HVO diesel Webasto heater (kW) ***	9

\* Depends on the layout. \*\* 2 kW original chassis heater in the driver compartment \*\*\* Optional